





Basic Elements of Music

(Video tutorial <https://www.stephenhillcomposer.com/copy-of-video-lessons-basic-element>)










Answer key

Name: _____

Lesson 38 - Chords and Arpeggios - Sheet 1



Directions - Write out the arpeggio and chord



Basic Elements of Music















(Video tutorial <https://www.stephenhillcomposer.com/copy-of-video-lessons-basic-element>)

Name: _____

Lesson 38 - Chords and Arpeggios - Sheet 2

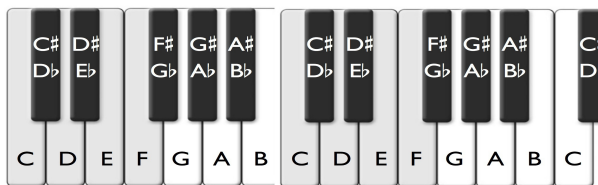



Directions - Write out the arpeggio and chord



Name: _____

Lesson 38 - Major/Minor Chords and Arpeggios - Sheet 3



Count the 1/2 steps between the notes of each chord and then label whether each chord is major or minor.

1

 Major

2

 Minor

3

 Minor

4

 Major

5

 Major

6

 Minor

7

 Minor

8

 Major

9

 Major

10

 Minor

11

 Major

12

 Major

13

 Minor

14

 Minor

15

 Major