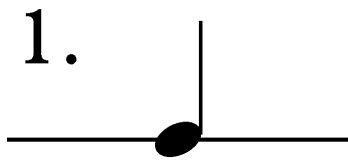
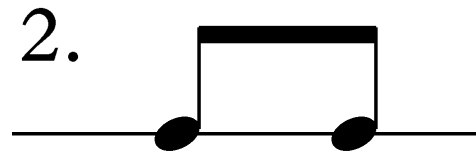



# Introduction to Basic Sight Rhythms



Blue



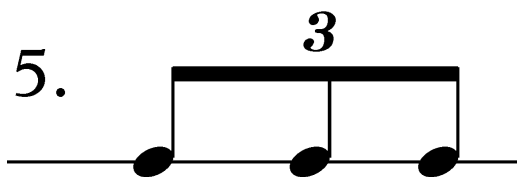
Jel - lo



Run Po-ny



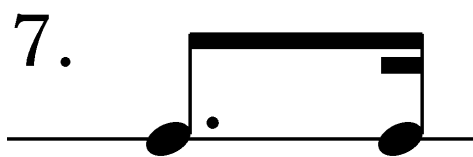
Ten-nis Shoe




Straw-ber - ry



Mo-tor-cy-cle



Daais - y



Ti-ta - ti

# Basic Elements of Music

(Video tutorial <https://www.stephenhillcomposer.com/copy-of-video-lessons-basic-element>)

Time \_\_\_\_\_

Name \_\_\_\_\_

## Lesson 27. Sight Rhythms - Speed Sheet 1

♩ - Blue   ♪♪ - Jel-lo   <sup>3</sup>♩♩♩ - Straw-ber-ry   ♪♪ - Run Po-ny   ♪♪ - Ten-nis Shoe   ♪♪♪ - Mo-tor-cy-cle  
♩.♩ - Daais-y   ♪♪ - Ti-ta-ti

Write the word or phrase used to identify how to play each rhythm.

1

2

3

4



\_\_\_\_\_

5

3

6

7

8



\_\_\_\_\_

9

10

11

3

12



\_\_\_\_\_

13

14

15

16

3



\_\_\_\_\_

17

18

19

20

3



\_\_\_\_\_

# Basic Elements of Music

(Video tutorial <https://www.stephenhillcomposer.com/copy-of-video-lessons-basic-element>)

Time \_\_\_\_\_

Name \_\_\_\_\_

## Lesson 27. Sight Rhythms - Speed Sheet 2

♩ - Blue   ♪ - Jel-lo   <sup>3</sup>♩ - Straw-ber-ry   ♪♪ - Run Po-ny   ♪♪ - Ten-nis Shoe   ♪♪♪ - Mo-tor-cy-cle  
♩♪ - Daais-y   ♪♪♪ - Ti-ta-ti

Write the word or phrase used to identify how to play each rhythm.

1

2

3

4



\_\_\_\_\_

5

6

7

8

3



\_\_\_\_\_

9

10

11

12




\_\_\_\_\_

13

14

15

16



\_\_\_\_\_

17

18

19

3

20



\_\_\_\_\_

Time \_\_\_\_\_

Name \_\_\_\_\_

# Lesson 27. <sup>3</sup>Sight Rhythms - Speed Sheet 3

Write the word or phrase used to identify how to play each rhythm.

1                      2                      3                      4

Four musical staves, each with a single measure. Staff 1: quarter note. Staff 2: eighth notes beamed together. Staff 3: quarter note with a dot, eighth notes beamed together. Staff 4: eighth notes beamed together.

\_\_\_\_\_

5                      6                      7                      8                      3

Four musical staves, each with a single measure. Staff 5: eighth notes beamed together. Staff 6: eighth notes beamed together. Staff 7: eighth notes beamed together. Staff 8: eighth notes beamed together with a '3' above them.

\_\_\_\_\_

9                      10                      11                      12

Four musical staves, each with a single measure. Staff 9: eighth notes beamed together. Staff 10: quarter note. Staff 11: eighth notes beamed together. Staff 12: quarter note with a dot, eighth notes beamed together.

\_\_\_\_\_

13                      3                      14                      15                      16

Four musical staves, each with a single measure. Staff 13: eighth notes beamed together with a '3' above them. Staff 14: eighth notes beamed together. Staff 15: eighth notes beamed together. Staff 16: quarter note.

\_\_\_\_\_

17                      18                      19                      20

Four musical staves, each with a single measure. Staff 17: eighth notes beamed together. Staff 18: eighth notes beamed together. Staff 19: quarter note with a dot, eighth notes beamed together. Staff 20: eighth notes beamed together.

\_\_\_\_\_

Time \_\_\_\_\_

Name \_\_\_\_\_

# Lesson 27. Sight Rhythms - Speed Sheet 4

Write the word or phrase used to identify how to play each rhythm.

1                      2                      3                      4

\_\_\_\_\_

Detailed description: This block contains the first four rhythmic exercises. Each exercise is shown on a five-line staff. Exercise 1 is a single quarter note. Exercise 2 is a quarter note followed by an eighth note. Exercise 3 is a quarter note followed by two eighth notes. Exercise 4 is a quarter note followed by a quarter note.

5                      6                      7                      8

\_\_\_\_\_

Detailed description: This block contains rhythmic exercises 5 through 8. Exercise 5 is a quarter note followed by two eighth notes. Exercise 6 is a quarter note followed by two eighth notes. Exercise 7 is a quarter note followed by a quarter note. Exercise 8 is a quarter note followed by a quarter note, with a '3' below the second quarter note indicating a triplet.

9                      10                      11                      12

\_\_\_\_\_

Detailed description: This block contains rhythmic exercises 9 through 12. Exercise 9 is a quarter note followed by a quarter note. Exercise 10 is a quarter note. Exercise 11 is a quarter note followed by two eighth notes. Exercise 12 is a quarter note followed by a quarter note.

13                      14                      15                      16

\_\_\_\_\_

Detailed description: This block contains rhythmic exercises 13 through 16. Exercise 13 is a quarter note followed by two eighth notes, with a '3' below the first quarter note indicating a triplet. Exercise 14 is a quarter note followed by a quarter note. Exercise 15 is a quarter note followed by two eighth notes. Exercise 16 is a quarter note followed by a quarter note.

17                      18                      19                      20

\_\_\_\_\_

Detailed description: This block contains rhythmic exercises 17 through 20. Exercise 17 is a quarter note followed by a quarter note. Exercise 18 is a quarter note followed by two eighth notes. Exercise 19 is a quarter note followed by a quarter note. Exercise 20 is a quarter note followed by a quarter note.