

Basic Elements of Music







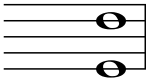



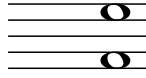
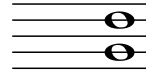
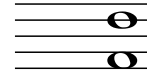
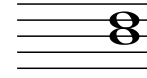
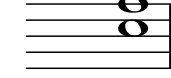


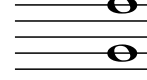

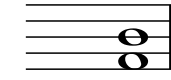




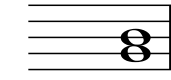




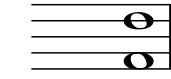





(Video tutorial <https://www.stephenhillcomposer.com/copy-of-video-lessons-basic-element>)

Time _____

Name _____

Lesson 31 - Intervals (Harmonic) - Speed Sheet 1

Count the distance from the bottom note to the top note and place the number on the line. Numbers 1-8 have been done for you.

1	2	3	4	5
				
1st(Unison)	2nd	3rd	4th	5th
6	7	8	9	10
				
6th	7th	8th		
11	12	13	14	15
				
16	17	18	19	20
				
21	22	23	24	25
				
26	27	28	29	30
				
31	32	33	34	35
				

Basic Elements of Music







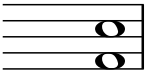
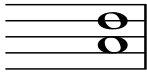
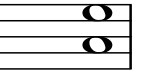
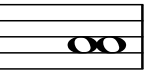


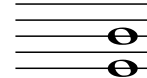



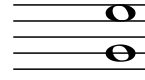
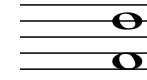

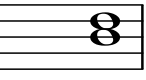


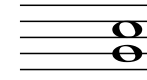




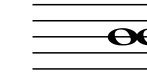

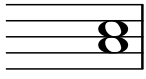

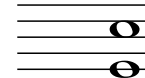
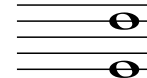


(Video tutorial <https://www.stephenhillcomposer.com/copy-of-video-lessons-basic-element>)

Time _____

Name _____

Lesson 31 - Intervals (Harmonic) - Speed Sheet 2

Count the distance from the bottom note to the top note and place the number on the line.
Numbers 1-8 have been done for you.

1	2	3	4	5
				
4th	6th	_____	_____	_____
6	7	8	9	10
				
_____	_____	_____	_____	_____
11	12	13	14	15
				
_____	_____	_____	_____	_____
16	17	18	19	20
				
_____	_____	_____	_____	_____
21	22	23	24	25
				
_____	_____	_____	_____	_____
26	27	28	29	30
				
_____	_____	_____	_____	_____
31	32	33	34	35
				
_____	_____	_____	_____	_____

Basic Elements of Music










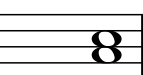




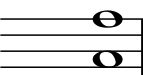

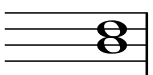


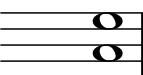











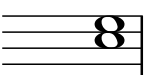
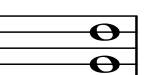


(Video tutorial <https://www.stephenhillcomposer.com/copy-of-video-lessons-basic-element>)

Time _____

Name _____

Lesson 31 - Intervals (Harmonic) - Speed Sheet 3

Count the distance from the bottom note to the top note and place the number on the line.
Numbers 1-8 have been done for you.

1	2	3	4	5
				
4th	6th	_____	_____	_____
6	7	8	9	10
				
_____	_____	_____	_____	_____
11	12	13	14	15
				
_____	_____	_____	_____	_____
16	17	18	19	20
				
_____	_____	_____	_____	_____
21	22	23	24	25
				
_____	_____	_____	_____	_____
26	27	28	29	30
				
_____	_____	_____	_____	_____
31	32	33	34	35
				
_____	_____	_____	_____	_____

Time _____

Name _____

Lesson 31. Intervals (Harmonic) - Speed Sheet 4

Draw a note "**above**" the one that is given to create the interval indicated by the number below the note.









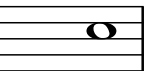

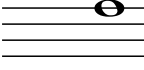
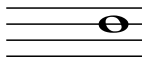
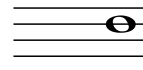

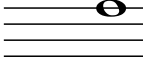

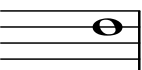

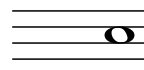

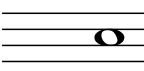
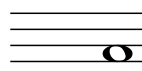




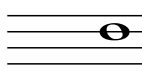
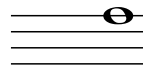
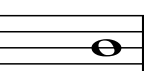






1 4th 6	2 6th 7	3 2nd 8	4 5th 9	5 6th 10
 3rd 11	 5th 12	 4th 13	 7th 14	 Unison 15
 3rd 16	 4th 17	 5th 18	 7th 19	 2nd 20
 8th 21	 3rd 22	 6th 23	 3rd 24	 4th 25
 4th 26	 2nd 27	 4th 28	 3rd 29	 Unison 30
 5th 31	 5th 32	 Unison 33	 8th 34	 6th 35
 7th	 6th	 2nd	 5th	 7th

Time _____

Name _____

Lesson 31. Intervals (Harmonic) - Speed Sheet 5

Draw a note "**below**" the one that is given to create the interval indicated by the number below the note.

1	2	3	4	5
				
4th	6th	7th	3rd	8th
6	7	8	9	10
				
7th	3rd	7th	2nd	3rd
11	12	13	14	15
				
8th	2nd	6th	6th	6th
16	17	18	19	20
				
4th	3rd	Unison	5th	5th
21	22	23	24	25
				
2nd	3rd	6th	5th	3rd
26	27	28	29	30
				
8th	6th	5th	4th	6th
31	32	33	34	35
				
3rd	3rd	5th	4th	3rd

Basic Elements of Music

(Video tutorial <https://www.stephenhillcomposer.com/copy-of-video-lessons-basic-element>)

Time _____

Name _____

Lesson 31 - Intervals (Melodic) - Speed Sheet 1

Count the distance from the bottom note to the top note and place the number on the line.
Numbers 1-8 have been done for you.

1

1st

2

2nd

3

3rd

4

4th

5

5th

6

6th

7

7th

8

8th

9

10

11

12

13

14

15

16

17

18

19

20

21

22

23

24

25

26

27

28

Basic Elements of Music














(Video tutorial <https://www.stephenhillcomposer.com/copy-of-video-lessons-basic-element>)

Time _____

Name _____

Lesson 31 - Intervals (Melodic) - Speed Sheet 2

Count the distance from the bottom note to the top note and place the number on the line.
Numbers 1-8 have been done for you.

1 	2 	3 	4 
5 	6 	7 	8 
9 	10 	11 	12 
13 	14 	15 	16 
17 	18 	19 	20 
21 	22 	23 	24 
25 	26 	27 	28 

Basic Elements of Music














(Video tutorial <https://www.stephenhillcomposer.com/copy-of-video-lessons-basic-element>)

Time _____

Name _____

Lesson 31 - Intervals (Melodic) - Speed Sheet 3

Count the distance from the bottom note to the top note and place the number on the line.
Numbers 1-8 have been done for you.

1 	2 	3 	4 
5 	6 	7 	8 
9 	10 	11 	12 
13 	14 	15 	16 
17 	18 	19 	20 
21 	22 	23 	24 
25 	26 	27 	28 